
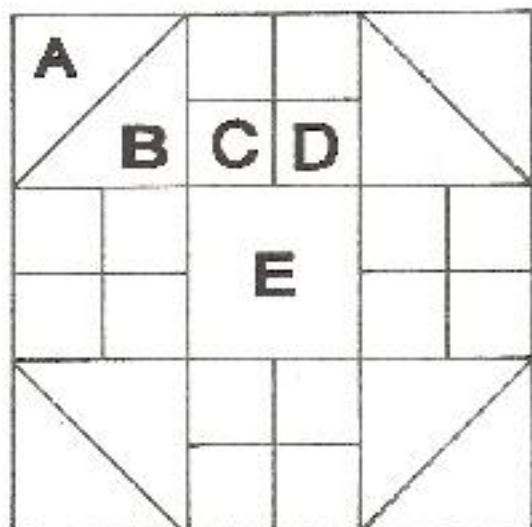




Pratt Queen
January Block of the Month

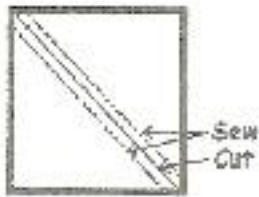


This block comes from 5500 Quilt Block Designs. This is an easy nine patch block. The fabrics to be used for this block are country plaids, stripes and calicos. There are no set colors to be used for this.



Cutting

- A cut 2- 4 7/8" square
- B cut 2- 4 7/8" square
- C cut 8- 2 1/2" square
- D cut 8- 2 1/2" square
- E cut 1- 4 1/2" square



With a pencil draw a line corner to corner on the background fabric of square A.


Place square A on top of square B with right sides together and sew $1/4$ " on each sides of pencil line. Repeat a three times.



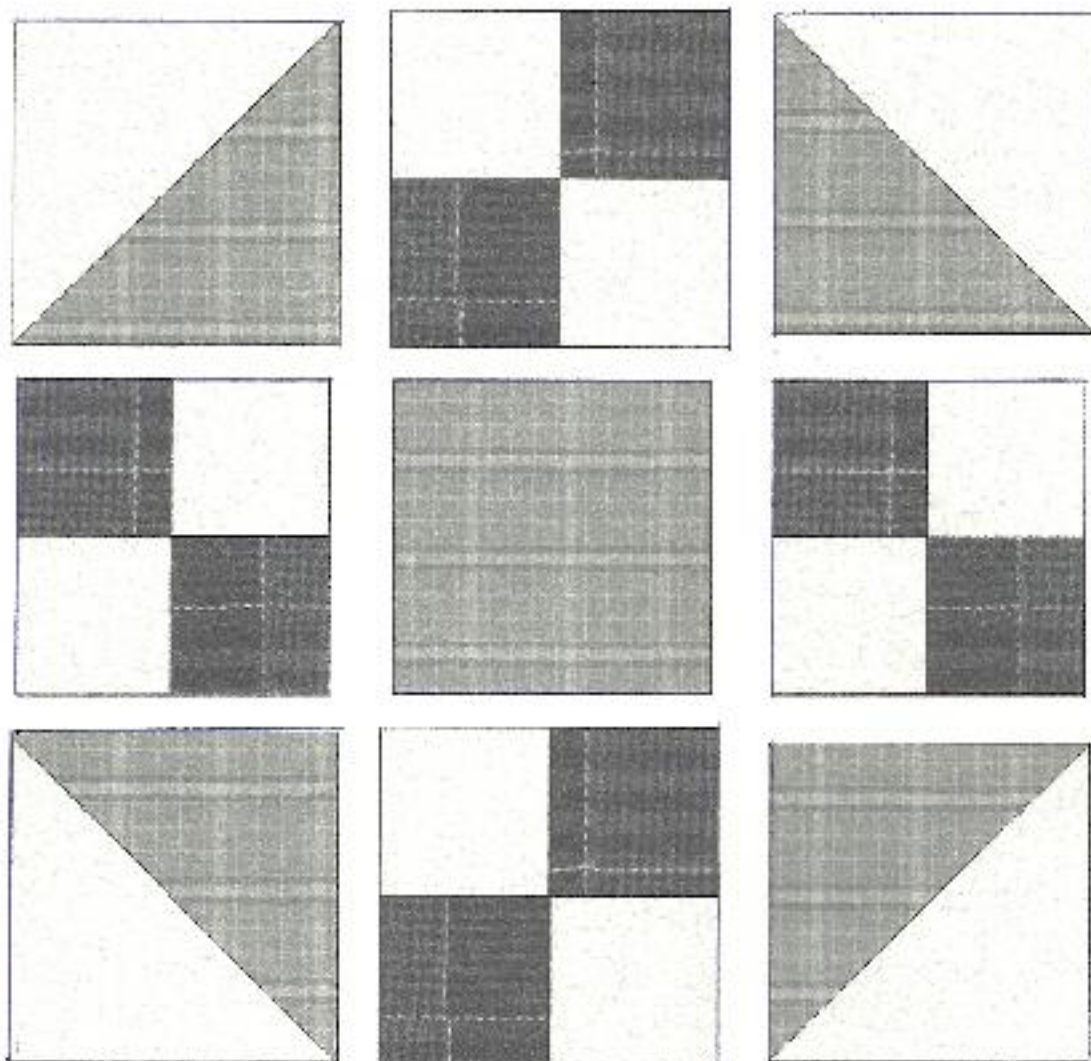
Cut on pencil line and press seams.



Sew C and D together. Press seams open. Repeat 7 more times.



Sew two of the previous sections together to form block. Repeat 3 more times. Press seams open.



Sew sections together as shown. Press seams open.

Block measures 12 1/2 " square.