


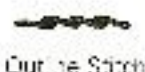
Outline Stitch

Right-handed or left-handed: With a small knot in the end of the thread, bring the needle up through the fabric at #1 and pull the thread taut. Bring the needle down at #2 and up at #3 and pull the thread taut.



Left-handed

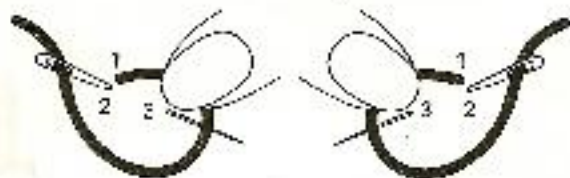
Right-handed



Outline Stitch

Daisy Stitch

With a small knot in the end of the thread, bring the needle up from the back of the fabric to the front at #1 and pull it taut. Insert the needle down at #2, right next to where the thread came up through the fabric, and back up at #3 bringing the needle over the thread. Pull the thread taut. Bring the needle down at #4, making an anchor stitch.



Left-handed

Right-handed



Left-handed



Right-handed



Daisy

French Knot



Left-handed

Right-handed



Left-handed



Right-handed



French Knot

With a small knot in the end of the thread, bring the needle up from the back of the fabric to the front at #1 and pull it taut. Insert the needle down at #2, right next to where the thread came up through the fabric, and back up at #3 bringing the needle over the thread. Pull the thread taut. Bring the needle down at #4, making an anchor stitch.