


January Block of the Month

Snow Crystal

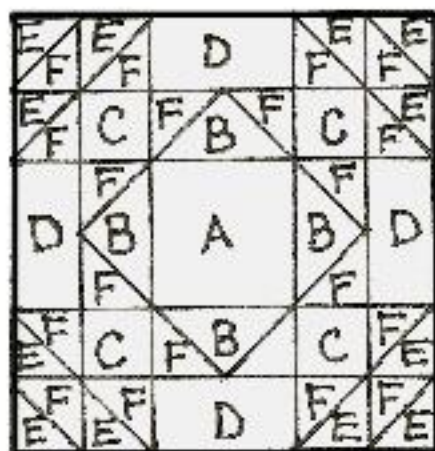


I found this block on the McCalls Quilting website of free quilt blocks. This block reminds me of winter and how much I enjoy watching the snow fall.

This block requires white and blue fabrics. The fabrics can be snowflake print, textured or batik fabrics. Or you can use any white and blue fabrics you may have in your scrap bag.

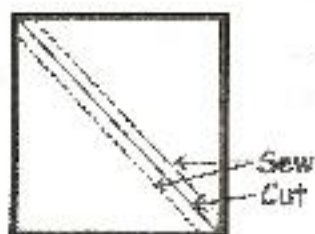
Cutting

- A cut 1- 4 1/2" square light blue
- B cut 1- 5 1/4" square med or dark diagonally twice
- C cut 4- 2 1/2" square light blue
- D cut 4- 2 1/2" x 4 1/2" dark blue
- E cut 6- 2 7/8" square dark blue
- F cut 10- 2 7/8" white



With a pencil, draw a line corner to corner on the white fabrics square F.

Place the blue square E and white square F fabric right sides together and sew 1/4 inch on each side of the pencil line.



Cut on the pencil line and press to the blue side.