

# Knotted Square

12" square

## April Block of the Month

Batiks work well for this project. We suggest a dark blue for dark pieces and cream for the light pieces and your choice for the medium print.

Each block requires 4 light solid A, 9 light solid B, 4 light solid C, 4 light solid D, 8 dark print C, 4 dark print D, 12 medium print C.

1. Make four units following diagram 1.
2. Make four units following diagram 2.
3. Piece units together following diagram 3, giving each unit 1 a quarter turn to create the pattern.
4. Turn block on point to create the pattern and stitch blocks together in diagonal rows.

DIAGRAM 1






DIAGRAM 2



BLOCK PIECING DIAGRAM 3



Knotted Square Pieces

